



Columbus Life Insurance Company

Life Insurance Policy Illustration

Indexed Explorer Plus UL 2017
Flexible Premium Universal Life
Policy Series CLLP18 ICC 17 CL 88 1708 i
With Indexed Account Options

Designed for

Valued Client
North Carolina

Presented by
Capital Marketing

April 2, 2018

This is a life insurance illustration and not a contract. The purpose of this illustration is to show how a Columbus Life Indexed Explorer Plus Flexible Premium Universal Life Insurance Policy with indexed account options works and to demonstrate how the assumed interest rates may affect the policy account value and the death benefit. This illustration is hypothetical. It does not project or predict actual results. Premium taxes vary by state and will have an impact on this illustration's calculations. Please review your policy for a complete description of all policy features and benefits.

Columbus Life Insurance Company, 400 East Fourth Street, Cincinnati, OH 45202-3302

A member of Western & Southern Financial Group®

Columbus Life is licensed in DC and all states except NY.

This illustration has assumed that North Carolina is the state of residence.

Indexed Explorer Plus Universal Life

Designed for Valued Client
Male Issue Age 45
Standard-TNU
\$58,657 Specified Amount
Death Benefit Option 1
Modal Premium \$100.00 PAT



Columbus Life
Insurance Company

Policy Illustration Explanation – Narrative Summary

**Indexed Explorer
Plus UL 2017 -
Flexible Premium
Universal Life
Insurance Policy with
Indexed Account
Options**

The Policy is a flexible premium Universal Life Insurance product. It will remain in force as long as the Net Cash Surrender Value is sufficient to cover monthly policy expenses. The Indexed Account Options under the plan allow for potential Indexed Interest Credits based on a portion of the increase in the Standard & Poor's 500 Stock Price Index (excluding dividends)¹. The policy and the Indexed Accounts do not actually participate in the stock market or the S&P 500®.

**Underwriting Class:
Male Standard-TNU**

The cost of insurance for this illustration is based on the assumption the policy is issued with the underwriting class listed at the left. Actual cost of insurance will depend on the outcome of the underwriting process and may vary from what is shown on the illustration. If so, you will receive a revised illustration with your insurance policy.

**Death Benefit Option:
Option 1**

You may select from two options. Option 1 (Level) provides an initial Death Benefit equal to the Specified Amount. Option 2 (Increasing) provides an initial Death Benefit equal to the Specified Amount plus the Account Value. Your monthly cost of insurance charge will be higher if you choose Option 2. Therefore, the amount of premium you need to pay to keep the policy from terminating may also be higher.

**Total Specified
Amount:
\$58,657**

The Total Specified Amount assumed at issue is shown on the left. The actual amount payable at death will depend on the Death Benefit Option elected and will decrease by any outstanding loans and withdrawals, or increase by additional insurance benefits. The insurance policy will specify how to determine the benefit. The death benefits are illustrated as of the end of each policy year.

Premiums

Premium payments are flexible. You can change the amount and frequency of your premium payments within limits. The amount and frequency of your premium payments will affect your policy values and length of time for which you have insurance coverage. This illustration uses premiums based on the Specified Amount of coverage at issue and assumes that the premium is paid at the beginning of each modal period. Changes to the policy benefits or to the non-guaranteed elements of the policy may require additional premiums to keep the policy in force. **Proposed premium changes included in this illustration will not happen automatically and must be elected by you.** A premium change request, including stopping premiums, can be made by contacting us at our Home Office.

**Initial Planned
Premium Outlay:
\$100.00
PAT**

The planned premiums, including lump-sum premiums are shown in the yearly detail of this illustration. Values would be different if premiums are paid with a different frequency or in different amounts.

**Minimum Monthly
Premium for Base
Guarantee*:
\$45.70**

By paying the Base No-Lapse Guarantee Minimum Monthly Premium, you are receiving a benefit that will keep the policy in force for ten policy years even if your policy's Net Cash Surrender Value falls to zero, and regardless of the rate of return on your policy. As long as the total premiums paid (less any withdrawals and outstanding loan balance) exceed the total minimum monthly required accumulated premiums, the death benefit is guaranteed. Because of this, it is important that premiums paid are received on or prior to the due date. Any payments made after the due date may require additional premium due to the interest of the No-Lapse Guarantee test.

¹ The S&P 500® Index is a product of S&P Dow Jones Indices LLC ("SPDJI"), and has been licensed for use by Columbus Life Insurance Company. S&P® and S&P 500® are registered trademarks of Standard & Poor's Financial Services LLC ("S&P"); Dow Jones® is a registered trademark of Dow Jones Holdings LLC ("Dow Jones"); and these trademarks have been licensed for use by SPDJI and sublicensed for certain purposes by Columbus Life Insurance Company. Columbus Life Insurance Company's Indexed Explorer Plus is not sponsored, endorsed, sold or promoted by SPDJI, Dow Jones, S&P, their respective affiliates, and none of such parties make any representation regarding the advisability of investing in such product(s) nor do they have any liability for any errors, omissions, or interruptions of the S&P 500 Index.

This is not a valid illustration unless all pages are included.

Indexed Explorer Plus Universal Life

Designed for Valued Client
Male Issue Age 45
Standard-TNU
\$58,657 Specified Amount
Death Benefit Option 1
Modal Premium \$100.00 PAT



Columbus Life
Insurance Company

Policy Illustration Explanation – Narrative Summary

No-Lapse Guarantee

By paying only the Base No-Lapse Guarantee Minimum Monthly Premium, you may be forgoing the opportunity to build a higher Account Value. In addition, **you may need to make significant additional premium payments after the Base No-Lapse Guarantee or Intermediate No-Lapse Guarantee ends in order to keep your policy in force.** Withdrawals and loan indebtedness will cause an increase in the premium requirement under the Base, Intermediate and Lifetime No-Lapse Guarantees. The Base, Intermediate and Lifetime No-Lapse Guarantees all take into account the time value of money (at 5.50% annual interest rate) with respect to premium payments and withdrawals.

Base Policy or Supplemental Coverage Rider

You can elect to have a portion of your Specified Amount as rider coverage under our Supplemental Coverage Rider (SCR). The SCR rider must be elected in your application. It cannot be added after the policy is issued. In deciding whether to purchase all base policy insurance or a combination of base policy and SCR coverage, here are some factors to consider:

All Base Coverage:

A policy with all base coverage will result in higher cost of insurance and other fees and charges than if some SCR is elected. These higher rates and charges reduce the cash value accumulation and long term policy performance. However, all base coverage will have the lowest Base No-Lapse Guarantee Minimum Monthly Premium (described below) that we offer.

A Combination of Rider and Base Policy Coverage:

A policy with a combination of base coverage and SCR coverage will result in lower cost of insurance and other fees and charges than if all base coverage is elected. These lower rates and charges will increase the cash value accumulation and long term policy performance. However, the Base No-Lapse Guarantee Minimum Monthly Premium for the policy will be higher if the SCR is elected.

The Base No-Lapse Guarantee Minimum Monthly Premium is the amount of premium that must be paid to put the policy in force and, if paid on each monthly anniversary will guarantee that the policy will not lapse for the first 10 policy years.

There is no correct amount of SCR coverage to choose since actual future experience will determine the policy benefits realized. If your goal is to pay the least amount of premium possible in early years you may want to select base coverage and the lower Base No-Lapse Guarantee Minimum Monthly Premium. If your goal is to maximize your Account Value, you should choose SCR coverage. Your choice should be based on your own plans with respect to premium amounts, level of risk tolerance and the length of time you plan to hold the policy.

You should carefully evaluate all these features and discuss all policy options with your Columbus Life representative.

This is not a valid illustration unless all pages are included.

Indexed Explorer Plus Universal Life

Designed for Valued Client
Male Issue Age 45
Standard-TNU
\$58,657 Specified Amount
Death Benefit Option 1
Modal Premium \$100.00 PAT



Columbus Life
Insurance Company

Policy Illustration Explanation – Narrative Summary

Non-Guaranteed Elements of the Policy

Many elements of your life insurance contract are guaranteed, including the minimum interest rates and maximum charges. However, other elements of the policy cannot be predicted. For example, the interest rates credited may exceed the guaranteed rates and monthly charges may be less than the maximum guaranteed charges.

The non-guaranteed values illustrated provide snapshots of your policy assuming higher interest and lower charges than those guaranteed. Since these elements cannot be predicted, a range of results is illustrated. The actual policy values may be less or more favorable than the illustrated results. Variations in the non-guaranteed factors may affect death benefits, policy values, total payments over the lifetime of the policy, withdrawals or loans taken from the policy, and the date coverage may terminate.

This illustration assumes that currently illustrated non-guaranteed elements will continue unchanged for all years shown. This is not likely to occur and actual results may be more or less favorable than those shown.

Based on your planned premium outlay, assuming the guaranteed interest rate, mortality, expense charges, stated loans and withdrawals, and any proposed policy changes, the insurance coverage will not cease prior to age 67.

Proposed Policy Changes

Proposed policy changes included in this illustration will not happen automatically and must be elected by you. A policy change request, including loans and withdrawals, can be made by sending notice to us in writing at our Home Office. The policy changes proposed in this illustration are as follows:

Policy Changes

None

Age

Loans

A loan is an amount borrowed against the cash surrender value. The Maximum Cumulative Loan amount may not exceed the Cash Surrender Value, less an amount equal to the monthly deductions and expense charges for two months, less the amount of loan interest on such Maximum Cumulative Loan to the next anniversary of the Policy Date. Interest will be charged on any outstanding loan Indebtedness based on the selected loan type. If the loan interest is not paid, it will be added to the total loan balance. Loans can be repaid in whole or in part at any time. Any Indebtedness not repaid will reduce the amounts payable upon surrender or at death of the insured. The two types of loans available are the Participating Indexed Loan and Standard Loan. The loan type selected for this illustration is Participating Indexed and the mode is Monthly.

Withdrawals

A withdrawal can be requested anytime after the first policy year and will reduce the Account Value and Death Benefit. No withdrawal can be made that will reduce the Net Cash Surrender Value to less than the minimum Net Cash Surrender Value of \$250. A \$50 withdrawal fee for each withdrawal after the first in a policy year will apply. The amount withdrawn, including any applicable withdrawal, fee will be deducted first from the Fixed Account and then pro rata from the Indexed Accounts on a last-in first-out basis. Amounts withdrawn from an Index Segment before maturity will not receive an Index Interest Credit for that Indexed Period.

Life insurance products are not bank products, are not a deposit, are not insured by the FDIC, nor any other federal entity, have no bank guarantee, and may lose value.

Payment of the benefits of Columbus Life Insurance Company products is backed by the full financial strength of Columbus Life Insurance Company, Cincinnati, Ohio.

This is not a valid illustration unless all pages are included.

Indexed Explorer Plus Universal Life

Designed for Valued Client
Male Issue Age 45
Standard-TNU
\$58,657 Specified Amount
Death Benefit Option 1
Modal Premium \$100.00 PAT



Columbus Life
Insurance Company

Important Policy Terms

Before we discuss how the policy works, it is important you understand some key terms listed below. Please refer to your contract for additional information.

Fixed Account	An account under this policy to which you may allocate your net premiums in order to earn interest at an effective annual rate guaranteed to be no less than 2.00%.
Index	A well known published numerical value used to indicate the performance of a group of stocks and/or bonds. The Indexed Account Options in this policy utilize the S&P 500®. If the publication of an Index is discontinued, or the calculation of an Index is changed substantially, we may substitute a suitable Index and notify you.
Index Value	This is the published closing value of the Index for each Business Day. For any non-Business Day, we will use the published closing value of the Index for the previous Business Day.
Business Day	Any day on which the New York Stock Exchange is open for trading.
Indexed Account	An account under the policy to which you may allocate your Net Premiums in order to earn interest, if any, at a Minimum Guaranteed Interest Rate, plus Indexed Interest Credits, if any, calculated as described in your policy. Each Indexed Account is divided into Indexed Account Segments.
Indexed Account Segment	A division of an Indexed Account to which Indexed Interest Credits, if any, are applied. An Indexed Account Segment begins when an allocation is made to an Indexed Account and ends at the end of the Index Period for that Indexed Account Segment, or when its value equals zero, if earlier. If it ends at the end of the Index Period, its value will be reallocated among the Fixed and Indexed Accounts according to your specifications.
Indexed Interest Credit	This is the amount of interest credited to an Indexed Account Segment. The Indexed Interest Credit is calculated and added at the end of each Index Period. The Indexed Interest Credit may be \$0.00.
Index Period	This is the period of time over which an Indexed Interest Credit is calculated. The Index Period begins on the first Index Date following the date an amount is allocated to an Indexed Account Segment and ends on the monthly Index Date 12 months later. At the end of an Index Period, the value of the Indexed Account Segment is re-distributed to the Fixed and Indexed Accounts according to the current allocation we have on record.
Index Date	The 15 th of each month. Each Index Period will begin and end on the 15 th of the month.
Index Cap Rate	This is the maximum annual percentage increase in the Index Value used in the calculation of the Indexed Interest Credits. The Index Cap Rate will be declared in advance for each Indexed Account Segment and will be guaranteed for the length of the Index Period. The Index Cap Rate may not apply to all Indexed Account Options.
Index Participation Rate	This is the proportion of the annual percentage increase in the Index Value used in the calculation of Indexed Interest Credits. The Index Participation Rate will be declared in advance of each Indexed Account Segment and will be guaranteed for the length of the Index Period.

This is not a valid illustration unless all pages are included.

Indexed Explorer Plus Universal Life

Designed for Valued Client
Male Issue Age 45
Standard-TNU
\$58,657 Specified Amount
Death Benefit Option 1
Modal Premium \$100.00 PAT



Columbus Life
Insurance Company

Index Rate	A rate of indexed interest determined over an Index Period used to determine an Indexed Interest Credit for an Indexed Interest Account.
Index Threshold Rate	This rate is declared in advance and is the rate above which a spread is deducted from the Index Rate for each separate Index Period. A current Index Threshold rate may be declared that is higher than the Minimum Index Threshold Rate. This rate may not apply to all Indexed Account options.
Index Spread Rate	This rate is declared in advance and is the rate that will be deducted from the Index Rate for an Index Rate above the Index Threshold Rate for each separate Index Period. A current Index Spread Rate may be declared that is lower than the Maximum Index Spread Rate. This rate may not apply to all Indexed Account options.
Monthly Costs and Charges	The monthly charges deducted from the total Account Value which are the sum of the Premium Expense Charge, Per Policy Charge, Per 1,000 Charge, Cost of Insurance and Rider charges.
Persistency Bonus	A guaranteed account value based credit paid annually into the fixed account after the policy has reached a particular policy year. It will be guaranteed for all years thereafter based on the Indexed Account Value at the end of each policy year.

This is not a valid illustration unless all pages are included.

Indexed Explorer Plus Universal Life

Designed for Valued Client
Male Issue Age 45
Standard-TNU
\$58,657 Specified Amount
Death Benefit Option 1
Modal Premium \$100.00 PAT



Columbus Life
Insurance Company

Account Options Explanation

Account Options

This policy provides you with four different account options to which you may allocate your Net Premiums. Each account has its own Minimum Guaranteed Interest Rate and interest crediting method. The guaranteed values in this illustration reflect the Minimum Guaranteed Interest Rates that correspond to the accounts you selected for your premium allocation. The non-guaranteed values in this illustration reflect hypothetical interest rates that the accounts you selected for your premium allocation could reasonably be expected to earn under current conditions. The Fixed Account is expected to earn lower non-guaranteed interest than the Indexed Accounts, but has a higher guaranteed rate of interest. The Indexed Accounts are expected to earn higher non-guaranteed interest than the Fixed Account, but have lower guaranteed rates of interest, if any. Accordingly, you bear more risk of earning less interest in the Indexed Accounts, but also have the potential for higher returns.

The actual results under your policy will be different than illustrated and will vary based on your actual premium allocation and actual results under selected accounts.

Fixed Account:

The Fixed Account will earn a current interest rate declared by us from time to time. The effective annual interest rate earned in this account is guaranteed to never be less than 2.00%.

Indexed Accounts:

There are three Indexed Accounts available under this policy. The Indexed Accounts are credited a Minimum Guaranteed Interest Rate (MGIR) and provide the opportunity to earn Indexed Interest Credits based on changes in the S&P 500®. The Indexed Accounts are further described below.

S&P 500® Capped Annual Point-to-Point Indexed Account:

At the end of the Index Period, the ending Index Value will be compared to the beginning Index Value as specified in your policy. Based on the positive growth in the Index, if any, and subject to the Index Cap Rate less the guaranteed interest rate already credited, the amount of the Indexed Interest Credit (interest in excess of the minimum guaranteed interest) to be credited to the Capped Indexed Account Segment will be determined.

The total interest credited is guaranteed to be no less than the Minimum Guaranteed Interest Rate of 0% but no more than the applicable Index Cap Rate.

The Index Cap Rate may be different for each Capped Indexed Account Segment. It is declared at the beginning of the Indexed Segment and is guaranteed for the length of the Index Period. The Index Cap Rate is guaranteed to never go below the minimum of 3%.

If at the end of any Index Period, the amount of the Index Interest Credit is determined to be \$0, then no interest will be credited to the Indexed Segment because the minimum guaranteed interest rate applicable is 0%.

This is not a valid illustration unless all pages are included.

Indexed Explorer Plus Universal Life

Designed for Valued Client
Male Issue Age 45
Standard-TNU
\$58,657 Specified Amount
Death Benefit Option 1
Modal Premium \$100.00 PAT



Columbus Life
Insurance Company

Account Options Explanation

Account Options (continued)

S&P 500® Uncapped Annual Point-to-Point Indexed Account with Spread:

At the end of the Index Period, the ending Index Value will be compared to the beginning Index Value as specified in your policy. Based on the positive growth in the Index, if any, and subject to the Threshold Rate and Spread Rate less the guaranteed interest rate already credited, the amount of the Indexed Interest Credit (interest in excess of the minimum guaranteed interest) to be credited to the Uncapped Indexed Account Segment will be determined. If the Index Rate is less than or equal to the currently declared Index Threshold Rate, the higher of the Index Rate and the Indexed Account MGIR is used. If the Indexed Rate is greater than the Index Threshold Rate, the higher of the Index Threshold Rate and the Index Rate minus the Index Spread Rate is used.

The total interest credited is guaranteed to be no less than the Minimum Guaranteed Interest Rate of 0%.

The Index Spread may be different for each Uncapped Indexed Account Segment with Spread. It is declared at the beginning of the Indexed Segment and is guaranteed for the length of the Index Period. The Threshold is guaranteed to never go below the minimum and the Spread Rate to never exceed the Maximum.

This account has a guaranteed Minimum Index Threshold Rate of 2%, a guaranteed Maximum Index Spread Rate of 15% and a guaranteed Index Participation Rate of 100%.

S&P 500® Uncapped Monthly Averaging Indexed Account:

At the end of the Index Period, the average of the Index Values on each monthly Index Date after the first during the Index Period will be compared to the beginning Index Value as specified in your policy. Based on the positive growth in the Index, if any, subject to the Index Participation Rate less the guaranteed interest rate already credited, the amount of the Indexed Interest Credit (interest in excess of the minimum guaranteed interest) to be credited to the Uncapped Indexed Account will be determined.

The total interest credited is guaranteed to be no less than the Minimum Guaranteed Interest Rate of 0%.

The Index Participation Rate may be different for each Uncapped Indexed Account Segment. The Index Participation Rate is guaranteed to never go below the minimum of 30%.

How the Maximum Illustration Rate is Calculated

The current maximum illustration rate for Indexed Accounts is 7.71%. This is calculated by taking the geometric average annual credited rate for the S&P 500® Capped Annual Point-to-Point Indexed Account using the current Cap Rate for a 25 year period starting on 12/31/1952 and for every business day after until the 25 year period that ends on 12/31/2017. The average of the geometric average annual credited rates is the maximum illustration rate.

Geometric Average Annual Credited Rate

Minimum 25 year period:	4.82%
Maximum 25 year period:	9.90%

This is not a valid illustration unless all pages are included.

Indexed Explorer Plus Universal Life

Designed for Valued Client
Male Issue Age 45
Standard-TNU
\$58,657 Specified Amount
Death Benefit Option 1
Modal Premium \$100.00 PAT



Columbus Life
Insurance Company

Account Options Explanation

Creating Indexed Account Segments

When a premium is received, we will deduct premium load charges (refer to your policy) to determine your Net Premium. Your Net Premium will be allocated between the Indexed and Fixed Accounts according to the premium allocation election we have on record at that time. The portion of your Net Premium allocated to an Indexed Account will earn a current rate of interest, if any, from the time it is received until the next Index Date. You may also transfer money from the Fixed Account into an Indexed Account, which will start a new Indexed Account Segment. You are not able to transfer money from an Indexed Account during an Index Period, however, at the end of an Indexed Period money will be reallocated according to your specifications.

Indexed Account values are sensitive to the timing of transfers and premium payments. The timing of Indexed Interest Credits will not always correspond with policy anniversaries. Indexed Interest Credits earned between policy anniversaries will be reflected in policy values in the year in which the interest is earned.

No attempt is made in this illustration to model precisely the operation of the Indexed Account Segments. This illustration has been prepared using certain assumptions as to the Indexed Account Segments operation. For example, in preparing this illustration, we have assumed that the policy is issued on an Index Date and all premiums are paid at the beginning of the period for the mode shown.

How Charges Are Deducted From Your Policy

At the start of each policy month, we will deduct charges from the total Account Value to cover expenses and the cost of providing the policy benefits. The monthly charges include the cost of insurance, per \$1,000 charge, policy fee, and any rider charges as specified in your policy. These charges will be taken from the Fixed Account first. If the portion of the account value in the Fixed Account is not sufficient to cover monthly deductions, we will deduct the charges pro-rata from the Indexed Accounts, beginning with the most recently established Indexed Account Segment(s). If the total account value in the Fixed Account and Indexed Accounts, less any indebtedness, is not sufficient to cover these monthly charges, you will need to pay additional premium at that time to keep the policy in force unless a no-lapse guarantee is in effect.

How Indexed Account Segments are Credited with Interest

At the start of each policy month, we will credit interest to the Account Value. The Net Premium allocated to an Indexed Account Segment will earn a current rate of interest no less than the Indexed Account Minimum Guaranteed Interest Rate until the first Index Date following the allocation. That interest, if any, will be credited on the Index Date and the full amount will enter the Index Period. Each month during the Index Period, the Indexed Account Segment will earn interest, if any, at an effective annual rate equal to the Indexed Account Minimum Guaranteed Interest Rate. At the end of the Index Period, the Indexed Interest Credit will be calculated as explained in your policy and, if any, added to the Indexed Account Segment. The value of the Indexed Account Segment will then be redistributed according to the Index Reallocation method we have on record at that time, and that Indexed Account Segment will cease to exist. The value redistributed to the Indexed Accounts will create new Indexed Account Segments.

The timing of Indexed Interest Credits will not always correspond with policy anniversaries. Indexed Interest Credits earned between policy anniversaries will be reflected in policy values in the year in which the interest is earned.

How the Persistency Bonus is Calculated and Credited

The Persistency Bonus is guaranteed to be credited at the end of each policy year beginning in policy year 11. The Persistency Bonus will be credited into the Fixed Account on the last day of the Policy Year based on the Indexed Account Value. The bonus is calculated as the persistency bonus rate \times the Indexed Account Value at the end of last day of the policy year after any applicable index interest credits have been credited. The persistency bonus rate is set at 0.25% for issue ages 0-29 and 0.50% for issue ages 30-79.

This is not a valid illustration unless all pages are included.

Indexed Explorer Plus Universal Life

Designed for Valued Client

Male Issue Age 45

Standard-TNU

\$58,657 Specified Amount

Death Benefit Option 1

Modal Premium \$100.00 PAT

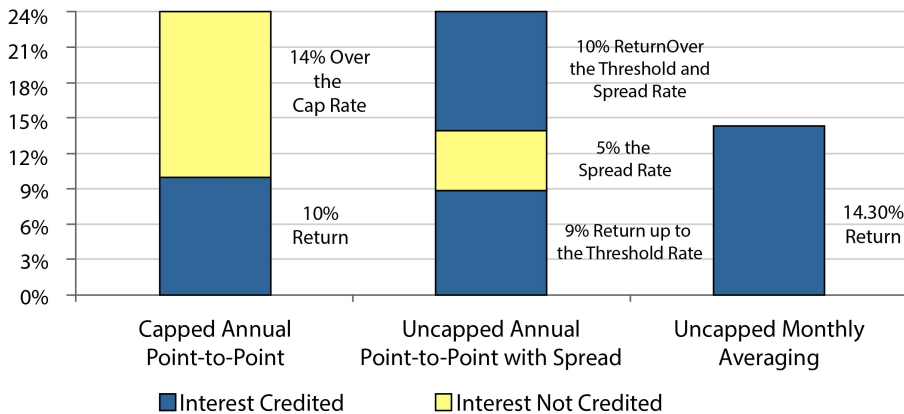


Columbus Life
Insurance Company

Index Account Interest Crediting Examples

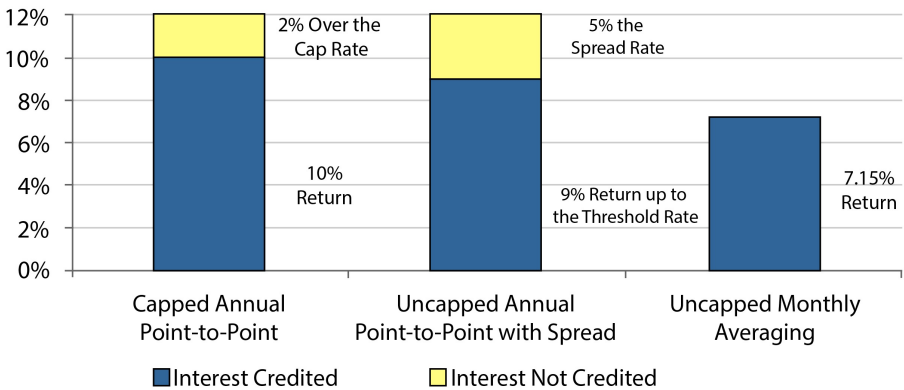
Assume you allocate part of your premium to each of the three indexed accounts, that there are no withdrawals, loans, or charges taken from these accounts, and the beginning S&P 500® Index value is 1000. For both examples, where applicable, the current assumed Index Cap Rate is 10% for the Capped Annual Point-to-Point, the Index Participation Rate is 110% for the Uncapped Annual Point to Monthly Average, and the Threshold and Spread rates are 9% and 5%, respectively for the Uncapped Annual Point-to-Point with Spread accounts. **Index values and percentages are for illustrative purposes only, do not project performance of the Index or of any Indexed Account, and are not guaranteed.**

In Example 1, a significantly increasing index environment, the index values on the next 12 Index Dates are 1020, 1040, 1060, 1080, 1100, 1120, 1140, 1160, 1180, 1200, 1220 and 1240. The average of the monthly values is 1130.



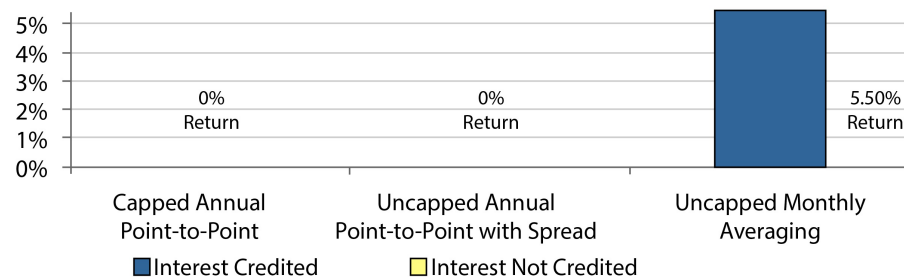
Using the Annual Point-to-Point method, the return is 24%. For the Capped Account the return is the Cap Rate of 10%. For the Uncapped Account with Spread, the return is 19%. To get this return you receive up to the Threshold Rate of 9%, plus any return over the Threshold Rate minus the Spread Rate, (15%-5%=10% for a total of 9%+10% = 19%). Using the Monthly Average method, the return is 13.00%. For the Uncapped Monthly Average Account, the return is 14.30% once you apply the Participation Rate of 110%.

In Example 2, a steadily increasing index environment, the index values on the next 12 Index Dates are 1010, 1020, 1030, 1040, 1050, 1060, 1070, 1080, 1090, 1100, 1110 and 1120. The average of the monthly values is 1065.



Using the Annual Point-to-Point method, the return is 12%. For the Capped Account the return is the Cap Rate of 10%. For the Uncapped Account with Spread the return is 9%. To get this return you receive up to the Threshold Rate of 9%. Using the Monthly Average method, the return is 6.50%. For the Uncapped Monthly Average Account, the return is 7.15% once you apply the Participation Rate of 110%.

In Example 3, a fluctuating index environment, the index values on the next 12 Index Dates are 1020, 1040, 1060, 1080, 1100, 1100, 1080, 1060, 1040, 1020, 1000 and 1000. The average of the monthly values is 1050.



Using the Annual Point-to-Point method, the return is 0%. There is no return for the Capped Account or the Uncapped Account with Spread. Using the Monthly Average method, the return is 5.00%. For the Uncapped Monthly Average Account, the return is 5.50% once you apply the Participation Rate of 110%.

This is not a valid illustration unless all pages are included.

Indexed Explorer Plus Universal Life

Designed for Valued Client
Male Issue Age 45
Standard-TNU
\$58,657 Specified Amount
Death Benefit Option 1
Modal Premium \$100.00 PAT



Columbus Life
Insurance Company

Loans (Participating vs. Standard)

Participating Indexed Loan:

Under this method, the amount equal to the Indebtedness will continue to remain invested in the same Indexed accounts elected. Loans illustrated are credited with a minimum of 1.00% over the charge rate or the illustrated rate. Actual interest credited will be based on the Indexed Interest credited. Interest charged is based on the following rates:

Non-Guaranteed	6.00%
Midpoint Non-Guaranteed	6.00%
Guaranteed	6.00%

IMPORTANT NOTE: Participating Index Loans are more volatile than Standard Loans as the interest credited can vary based on the performance of the S&P index. To assist you in understanding how different loan crediting rates may affect the policy, please refer to the table below:

	Guaranteed/Non-Guaranteed		
	Example 1	Example 2	Example 3
Loan Rate Charged	6.00%	6.00%	6.00%
Loan Crediting Rate	0.00%	4.00%	7.00%
Net Loan Credit/Charge	-6.00%	-2.00%	1.00%

In the Non-Guaranteed illustration, loans are credited 7.00% and charged 6.00% so your net credit/charge is 1.00% on the loaned Account Value.

In the Non-Guaranteed Midpoint illustration, loans are credited 3.86% and charged 6.00% so your net credit/charge is -2.15% on the loaned Account Value.

In the Guaranteed illustration, loans are credited 0.00% and charged 6.00% so your net credit/charge is -6.00% on the loaned Account Value.

Standard Loan:

Under this method, an amount equal to the Indebtedness must be allocated to the Fixed Account at all times as collateral for the loan. Interest is charged and credited to the loaned portion of the Account Value based on the following rates:

Interest Charged:	Years	Non-Guaranteed	Midpoint Non-Guaranteed	Guaranteed
	1-10	2.50%	2.50%	2.50%
	11+	2.00%	2.00%	2.50%
Interest Credited:	Years	Non-Guaranteed	Midpoint Non-Guaranteed	Guaranteed
	1-10	2.00%	2.00%	2.00%
	11+	2.00%	2.00%	2.00%

When the first loan is taken, an election of either of the loan methods above must be made. You may only have one loan type at a time. Electing a Standard loan as your initial loan, terminates the Endorsement for a Participating Loan. You may not switch between loan methods, only from Participating to Standard, which will also result in the termination of the Participating Loan Endorsement.

This is not a valid illustration unless all pages are included.

Indexed Explorer Plus Universal Life

Designed for Valued Client
Male Issue Age 45
Standard-TNU
\$58,657 Specified Amount
Death Benefit Option 1
Modal Premium \$100.00 PAT



Columbus Life
Insurance Company

Account Options Explanation

Premium Allocation

The premium allocation selected for this illustration is as follows:

Account	Allocation
S&P 500® Capped Annual Point-to-Point Indexed Account	0.00%
S&P 500® Uncapped Annual Point-to-Point Indexed Account with Spread	100.00%
S&P 500® Uncapped Monthly Averaging Indexed Account	0.00%
Fixed Account	0.00%

You should review your premium allocation and policy values periodically to ensure that they remain consistent with your objectives. You may request to change your premium allocation by notifying us in writing. We reserve the right to limit the number of changes. We may also require that you allocate an amount equal to the sum of the charges for the policy year to the Fixed Account.

For purposes of this illustration, this allocation is used to calculate the weighted average interest rate applied to your account value and your premiums, minus charges, will be assumed to be placed into one account earning the calculated weighted average interest rate.

Guaranteed Interest Rates

The guaranteed minimum interest rates are as follows:

Account	Guaranteed Interest Rate
S&P 500® Capped Annual Point-to-Point Indexed Account	0.00%
S&P 500® Uncapped Annual Point-to-Point Indexed Account with Spread	0.00%
S&P 500® Uncapped Monthly Averaging Indexed Account	0.00%
Fixed Account	2.00%

The illustrated guaranteed values assume all premiums are allocated to the Indexed Accounts, with a Minimum Guaranteed Interest Rate of 0%.

Non-Guaranteed Midpoint

This rate is the midpoint of the Guaranteed and Assumed Non-Guaranteed interest rate. The interest rate used in this illustration is 3.86%. This rate is applied to your net premium minus any charges each policy year.

Non-Guaranteed Illustrated Interest Rate

The assumed non-guaranteed interest rate earned for each account is as follows:

Account	Assumed Illustrated Interest Rate
S&P 500® Capped Annual Point-to-Point Indexed Account	0%
S&P 500® Uncapped Annual Point-to-Point Indexed Account with Spread	0%
S&P 500® Uncapped Monthly Averaging Indexed Account	0%
Fixed Account	0%

Based on the illustrated Premium Allocation, the weighted average assumed interest rate used in this illustration is 7.71%, which is Non-Guaranteed. This rate is applied to your total Net Premiums, minus charges, each policy year.

This is not a valid illustration unless all pages are included.

Indexed Explorer Plus Universal Life

Designed for Valued Client
 Male Issue Age 45
 Standard-TNU
 \$58,657 Specified Amount
 Death Benefit Option 1
 Modal Premium \$100.00 PAT



**Columbus Life
Insurance Company**

S&P 500® Historical Average Return Information and Hypothetical Example of Indexed Account Options Returns

The chart below shows selected historical return information for the S&P 500® (excluding dividends) since its inception and the returns hypothetical Indexed Account Options would have provided in the same historical market situations. We have calculated returns for hypothetical Indexed Account Segments for the periods starting March 15, 1957 and ending December 15, 2017, using current guaranteed and non-guaranteed index cap rates, threshold rates, spread rates and participations rates. The average return for each time period indicated is the average of the returns from each one-year Index Period ending on the 15th of each month during the period.*

	S&P 500® Index	Indexed Account Options					
		Capped Annual Point-to-Point		Uncapped Annual Point-to-Point with Spread		Uncapped Monthly Average	
		Guaranteed Index Cap Rate 3.00%	Assumed Index Cap Rate 14.00%	Guaranteed Threshold Rate 2.00% Spread Rate 15.00%	Assumed Index Threshold Rate 8.00% Index Spread Rate 4.00%	Guaranteed Index Participation Rate 30%	Assumed Index Participation Rate 110%
Average Return 2013-2017	12.55%	2.59%	10.35%	3.13%	10.30%	2.08%	9.02%
Average Return 2008-2017	6.97%	2.18%	8.41%	3.36%	9.25%	1.91%	7.79%
Average Return 1998-2017	6.82%	2.17%	8.20%	3.40%	9.08%	1.87%	7.23%
Average Return 1988-2017	8.71%	2.26%	8.55%	3.93%	9.88%	1.97%	7.48%
Since Inception 1957-2017*	8.18%	2.10%	7.94%	3.94%	9.47%	1.92%	7.17%
Highest Index Period Return	57.63%	3.00%	14.00%	42.63%	53.63%	13.22%	48.46%
Lowest Index Period Return	-41.38%	0.00%	0.00%	0.00%	0.00%	0.00%	0.00%

The return rates depicted are hypothetical approximations since 1957. The return rates are not representations of actual results or future rates. There is no representation or guarantee made regarding past or future return rates, future non-guaranteed cap rates, threshold rates, spread rates, or participation rates. The table is not intended to predict future performance under Your insurance policy, and the rates of return are not guaranteed. These return rates are based on past performance of the S&P 500® and the stated Index Cap, Index Threshold, Index Spread, and Index Participation Rates. The table assumes that non-guaranteed elements and company practice remain unchanged throughout all time periods, which is unlikely. Your results will vary based on Your premium allocations and actual rates and returns under each Indexed Account Option. Actual non-guaranteed index cap rates, threshold rates, spread rates, participation rates and return rates since 2007 were in some years less than those shown.

Your actual policy results may be better or worse than those shown.
 The Indexed Explorer Plus UL was not available for purchase until 2007.

* S&P 500® average performance (excluding dividends) is calculated using twelve Point-to-Point returns ending on the 15th of each month. S&P 500® was launched on March 4, 1957. Averages for 1957 only include 10 recorded points.

This is not a valid illustration unless all pages are included.

Indexed Explorer Plus Universal Life

Designed for Valued Client

Male Issue Age 45

Standard-TNU

\$58,657 Specified Amount

Death Benefit Option 1

Modal Premium \$100.00 PAT


**Columbus Life
Insurance Company**

S&P 500® Historical Return Information and Hypothetical Examples of Indexed Account Options Segment Returns for 20 years

The chart below shows ten years of historical annual Index Segment returns for the S&P 500® (excluding dividends) and the hypothetical returns the Indexed Account Options would have provided in the same historical market situations. We have calculated returns for hypothetical Indexed Account Segments for each year ending December 15th of the Return year. *

	Indexed Account Options								
	S&P 500® Index Starting Value	S&P 500® Index Ending Value	S&P 500® Index Average Value	Capped Annual Point-to-Point		Uncapped Annual Point-to-Point with Spread		Uncapped Monthly Average	
				Guaranteed Index Cap Rate 3.00%	Assumed Index Cap Rate 14.00%	Guaranteed Threshold Rate 2.00% Spread Rate 15.00%	Assumed Index Threshold Rate 8.00% Index Spread Rate 4.00%	Guaranteed Index Participation Rate 30%	Assumed Index Participation Rate 110%
Return 2017	2,262.03	2,675.81	2,449.22	3.00%	14.00%	3.29%	14.29%	2.48%	10.76%
Return 2016	2,043.41	2,262.03	2,086.20	3.00%	10.70%	2.00%	8.00%	0.63%	2.72%
Return 2015	1,989.63	2,043.41	2,060.35	2.70%	2.70%	2.00%	2.70%	1.07%	4.62%
Return 2014	1,775.32	1,989.63	1,915.21	3.00%	12.07%	2.00%	8.07%	2.36%	10.24%
Return 2013	1,413.58	1,775.32	1,641.17	3.00%	14.00%	10.59%	21.59%	4.83%	20.93%
Return 2012	1,215.75	1,413.58	1,376.15	3.00%	14.00%	2.00%	12.27%	3.96%	17.15%
Return 2011	1,235.23	1,215.75	1,271.16	0.00%	0.00%	0.00%	0.00%	0.87%	3.20%
Return 2010	1,107.93	1,235.23	1,144.55	3.00%	11.49%	2.00%	8.00%	0.99%	3.64%
Return 2009	868.57	1,107.93	947.76	3.00%	14.00%	12.56%	23.56%	2.74%	10.03%
Return 2008	1,467.95	868.57	1,207.72	0.00%	0.00%	0.00%	0.00%	0.00%	0.00%
Return 2007	1,427.09	1,467.95	1,473.17	2.86%	2.86%	2.00%	2.86%	0.97%	3.55%
Return 2006	1,270.94	1,427.09	1,311.76	3.00%	12.29%	2.00%	8.29%	0.96%	3.53%
Return 2005	1,205.72	1,270.94	1,205.97	3.00%	5.41%	2.00%	5.41%	0.01%	0.02%
Return 2004	1,068.04	1,205.72	1,127.37	3.00%	12.89%	2.00%	8.89%	1.67%	6.11%
Return 2003	889.48	1,068.04	965.29	3.00%	14.00%	5.07%	16.07%	2.56%	9.38%
Return 2002	1,123.09	889.48	1,003.00	0.00%	0.00%	0.00%	0.00%	0.00%	0.00%
Return 2001	1,312.15	1,123.09	1,192.30	0.00%	0.00%	0.00%	0.00%	0.00%	0.00%
Return 2000	1,413.33	1,312.15	1,423.61	0.00%	0.00%	0.00%	0.00%	0.22%	0.80%
Return 1999	1,162.83	1,413.33	1,321.07	3.00%	14.00%	6.54%	17.54%	4.08%	14.97%
Return 1998	963.39	1,162.83	1,079.65	3.00%	14.00%	5.70%	16.70%	3.62%	13.27%

This is not a valid illustration unless all pages are included.

Indexed Explorer Plus Universal Life

Designed for Valued Client

Male Issue Age 45

Standard-TNU

\$58,657 Specified Amount

Death Benefit Option 1

Modal Premium \$100.00 PAT



Columbus Life
Insurance Company

The return rates depicted are hypothetical approximations with the segments starting on December 15. The return rates are not representations of actual results or future rates. There is no representation or guarantee made regarding past or future return rates, future non-guaranteed cap rates, non-guaranteed threshold rates, non-guaranteed spread rates or non-guaranteed participation rates. The table is not intended to predict future performance under Your insurance policy, and the rates of return are not guaranteed. These return rates are based on past performance of the S&P 500® and the stated Index Cap, Index Threshold, Index Spread and Index Participation Rates. The table assumes that non-guaranteed elements and company practice remain unchanged throughout all time periods, which is unlikely. Your results will vary based on Your premium allocations and actual rates and returns under each Indexed Account Option.

Your actual policy results may be better or worse than those shown.

The Indexed Explorer Plus UL was not available for purchase until 2007.

This is not a valid illustration unless all pages are included.

Indexed Explorer Plus Universal Life

Designed for Valued Client
Male Issue Age 45
Standard-TNU
\$58,657 Specified Amount
Death Benefit Option 1
Modal Premium \$100.00 PAT



Columbus Life
Insurance Company

Optional Riders and Benefits – Narrative Summary

Coverage Summary:

Amount To Age
/Units

Accelerated Death Benefit Life Plus Rider Overloan Protection Rider

X - indicates the rider is included in this illustration.

- | | | |
|-----|---|--|
| () | Disability Credit Rider | Credits a specified amount to the policy during a qualifying total disability of the insured. The disability must begin before the policy anniversary on which the Insured is age 60. There is a monthly cost of insurance charge for this rider that is deducted from the Account Value. (CLR-174 0707 NC) |
| () | Accidental Death Rider | An additional death benefit paid if death occurs by accidental means on or after the insured's first birthday and prior to the policy anniversary following the insured's 70th birthday. There is a monthly cost of insurance charge for this rider that is deducted from the Account Value. (CLR-136 0101 A) |
| () | Children's Term Rider | Level term insurance of \$1,000 per unit for each child. Coverage begins at 15 days old and expires on each child's 23rd birthday or the day prior to the policy anniversary following the insured's 65th birthday if earlier. Coverage is convertible at that time for up to \$5,000 per unit. There is a monthly cost of insurance charge for this rider that is deducted from the Account Value. (CLR-135 0101 NC) |
| () | Enhanced Cash Value Rider | This rider provides enhanced cash values in earlier policy years by providing lower surrender charges in earlier policy years than under the base policy. Due to the charge that is deducted monthly from the Account Value, cash values in later years may be less than under the base policy without the rider. (CLR-173 0707) |
| () | Other Insured Term Rider | The rider provides adjustable term insurance payable upon the death of each person designated in the application for coverage. This rider is convertible to age 79 and terminates at age 95. There is a monthly cost of insurance charge for this rider that is deducted from the Account Value. (CLR-177 0707 NC) |
| () | Supplemental Coverage Rider (SCR) | A selected portion of the Specified Amount under the policy. The supplemental coverage rider has lower rates and charges than the base specified amount but will have a higher Base No-Lapse Guarantee Minimum Monthly Premium. A surrender charge and a monthly cost of insurance charge apply for this rider. (CLR-176 0707) |
| () | Accelerated Death Benefit Rider | This rider advances a portion of the death benefit if the Insured is diagnosed with a Terminal Illness. If the rider benefit is exercised, a lien is created against the policy and interest charges will be assessed. The Death Benefit payable will be reduced by the amount of any outstanding lien. If you do not qualify for the Accelerated Death Benefit Life Plus Rider or it is not available, this rider will be automatically included with your policy if approved in your state at no additional cost; however, we may charge an administrative fee for an advance payment. (CLR-137 1208) |
| () | Accelerated Death Benefit Plus Rider | This rider advances a portion of the death benefit in the event the Insured experiences a named Specified Medical Condition, Permanent Confinement to a Nursing Home, or is diagnosed with a Terminal Illness. If the rider benefit is exercised, a lien is created against the policy and interest charges will be assessed. The Death Benefit payable will be reduced by the amount of any outstanding lien. This rider will be automatically included with your policy if approved in your state at no additional cost, subject to the underwriting classification of the insured. An administrative fee may be charged for an advance payment. (CLR-143 1208) |

This is not a valid illustration unless all pages are included.

Indexed Explorer Plus Universal Life

Designed for Valued Client
Male Issue Age 45
Standard-TNU
\$58,657 Specified Amount
Death Benefit Option 1
Modal Premium \$100.00 PAT



Columbus Life
Insurance Company

Optional Riders and Benefits – Narrative Summary

- | | |
|--|--|
| <p>(X) Accelerated
Death Benefit
Life Plus Rider</p> | <p>This rider advances a portion of the death benefit when the Insured experiences a Terminal Illness, named Specified Medical Condition or Chronic Illness. Chronic Illness is defined as being unable to perform two of the six Activities of Daily Living (ADL) without assistance for at least 90 days due to a loss of functional capacity; or requires substantial supervision to protect himself/herself from threats to safety due to severe cognitive impairment. If the rider benefit is exercised, a lien is created against the policy and interest charges will be assessed. The Death Benefit payable will be reduced by the amount of any outstanding lien. The interest rate may vary depending on the amount of the outstanding lien. This rider will be automatically included with your policy if approved in your state at no additional cost, subject to the underwriting classification of the insured. An administrative fee may be charged for an advance payment. (CLR-202 1409)</p> |
| <p>() Change of
Insured Rider</p> | <p>For business-owned policies, this rider permits you to apply to replace the Insured under the policy with a new Insured. Upon our approval of your application subject to underwriting, the policy will be continued on the life of the new Insured subject to the conditions described in this rider. Under current Federal tax law, the exercise of this benefit is taxed as if the policy were surrendered in full for cash. You may realize taxable income in such event. (CLR-160 0308)</p> |
| <p>(X) Overloan
Protection Rider</p> | <p>This rider prevents the policy from lapsing due to excessive loans. In order to receive the rider benefit, certain conditions must be satisfied and you must elect to receive the benefit in writing. There is only a charge if the rider benefit is invoked. This rider will be automatically included with your policy if approved in your state. (CLR-178 0707 NC)</p> |
| <p>() Premium
Deposit Account</p> | <p>The Premium Deposit Account is an account established under this Rider from which We deduct amounts to pay policy Planned Premiums as described in this Rider. Only one Premium Deposit Account is allowed per policy. The value of Premium Deposit Account is initially equal to the Premium Deposit. Thereafter, the value is reduced by payments made from the Premium Deposit Account to Your policy. There is no charge for this rider.</p> |

This is not a valid illustration unless all pages are included.

Indexed Explorer Plus Universal Life

Designed for Valued Client
Male Issue Age 45
Standard-TNU
\$58,657 Specified Amount
Death Benefit Option 1
Modal Premium \$100.00 PAT



Columbus Life
Insurance Company

Column Headings Defined

Guaranteed

The values shown as "Guaranteed" in this illustration are calculated using the guaranteed minimum interest rate and guaranteed maximum charges. These values are also based upon the premiums, withdrawals and loans displayed in this illustration. A different schedule of premiums, withdrawals/loans will cause the guaranteed values to change.

Non-Guaranteed Midpoint

The values shown as "Non-Guaranteed Midpoint" in this illustration are calculated using the mid-point interest rate between the guaranteed interest rate and the Non-Guaranteed illustrated rate as well as the Non-Guaranteed charges. These Non-Guaranteed elements may be changed at our discretion but cannot be less favorable to you than the policy's guarantees. This illustration assumes that the Non-Guaranteed elements will continue unchanged for all years shown. However, Non-Guaranteed elements are likely to change from time to time. This means that the actual results may be more or less favorable than those shown.

Non-Guaranteed

The values shown as "Non-Guaranteed" in this illustration are calculated using Non-Guaranteed interest rates and Non-Guaranteed charges. These Non-Guaranteed elements may be changed at our discretion but cannot be less favorable to you than the policy's guarantees. This illustration assumes that the Non-Guaranteed elements will continue unchanged for all years shown. However, Non-Guaranteed elements are likely to change from time to time. This means that actual results may be more or less favorable than those shown.

Age

Insured's Age at the end of the Policy Year.

End of Yr

The end of each Policy Year.

Annualized Premium Outlay

Total premium projected to be paid into the policy during a policy year. Premiums are assumed to be paid at the beginning of each modal period.

Withdrawals/Loans

This is a sum of loans and withdrawals for each policy year. Loan Repayments will appear as a negative amount.

Mode

Frequency of premium payment. A - Annual, S - Semiannual, Q – Quarterly, M – Monthly.

Account Value

This is the sum of premiums paid, less monthly charges and expenses, plus monthly interest. Withdrawals are assumed to come out at the beginning of the mode selected. This illustrated value is as of the end of the year.

Net Cash Surrender Value

This is equal to the Account Value less any surrender charges and loan indebtedness. The surrender value is illustrated as of the end of the policy year.

Death Benefit

This is the amount payable upon the death of the insured. This amount is illustrated as an end of year value and is net of any loan indebtedness.

This is not a valid illustration unless all pages are included.

Indexed Explorer Plus Universal Life

Designed for Valued Client
 Male Issue Age 45
 Standard-TNU
 \$58,657 Specified Amount
 Death Benefit Option 1
 Modal Premium \$100.00 PAT



**Columbus Life
Insurance Company**

Policy Illustration Summary – Numeric Summary

Interest and Cost Scenarios:	<u>Summary Year</u>	<u>Guaranteed</u>	<u>Midpoint</u>	<u>Non-Guaranteed Midpoint</u>	<u>Non-Guaranteed Illustrated</u>
Guaranteed	YEAR 5				
0.00% Interest Rate	Annual Premium	1,200	1,200	1,200	1,200
And Maximum	Cash Value	1,720	2,391	2,784	3,170
Charges	Death Benefit	58,657	58,657	58,657	58,657
Midpoint	YEAR 10				
3.86% Interest Rate	Annual Premium	1,200	1,200	1,200	1,200
and Midpoint Charges	Cash Value	4,812	6,772	7,577	9,393
	Death Benefit	58,657	58,657	58,657	58,657
Non-Guaranteed Midpoint	YEAR 20				
3.86% Interest Rate	Annual Premium	1,200	1,200	1,200	1,200
and Non-Guaranteed	Cash Value	7,284	16,889	21,254	33,281
Charges	Death Benefit	58,657	58,657	58,657	58,657
Non-Guaranteed Illustrated	AGE 70				
7.71% Interest Rate	Annual Premium	0	0	0	0
and Non-Guaranteed	Cash Value	0	0	2,598	26,484
Charges	Death Benefit	0	0	37,900	37,900
	Last Year of	21	25	25	Death
	Death Benefit				
	All Years - Total	24,000	24,000	24,000	24,000
	Premiums				

This policy as illustrated is not a Modified Endowment Contract (MEC).

I have received a copy of this illustration and understand that any non-guaranteed elements illustrated are subject to change and could be either higher or lower. The agent has told me they are not guaranteed.

I understand that my premiums will not be invested in the stock market. I understand that the interest rate credited to the Indexed Accounts of my policy will be determined based on the increase of the S&P 500® during each Index Period, the Index Participation Rate, and any applicable Index Cap Rate, Index Threshold Rate and Index Spread Rate declared by the company at the beginning of that Index Period. I understand that interest will never be credited at a rate less than the guaranteed rate of 0.00%. I understand that historical performance of the S&P 500®, excluding dividends, should not be considered a representation of past or future performance of the Indexed Accounts under this life insurance policy.

Applicant/Owner

Date

I certify that this illustration has been presented to the applicant and that I have explained that any Non-Guaranteed elements illustrated are subject to change. I have made no statements that are inconsistent with the illustration.

Agent

Date

This is not a valid illustration unless all pages are included.

Indexed Explorer Plus Universal Life

Designed for Valued Client

Male Issue Age 45

Standard-TNU

\$58,657 Specified Amount

Death Benefit Option 1

Modal Premium \$100.00 PAT

**Columbus Life
Insurance Company**

Mode: A = Annual; S = Semi-Annual; Q = Quarterly; M = PAT

Premium is assumed to be paid at the beginning of the period for the mode shown.

Policy Illustration – Tabular Detail

Age	End of Yr	Annualized Premium Outlay	Withdrawals/Loans	Mode	Guaranteed 0.00% Interest Rate			Non-Guaranteed Midpoint 3.86% Interest Rate			Non-Guaranteed 7.71% Interest Rate		
					Account Value	Net Cash Surrender Value	Death Benefit	Account Value	Net Cash Surrender Value	Death Benefit	Account Value	Net Cash Surrender Value	Death Benefit
46	1	1,200.00	0.00	M	551	0	58,657	719	0	58,657	734	0	58,657
47	2	1,200.00	0.00	M	1,090	0	58,657	1,448	43	58,657	1,506	100	58,657
48	3	1,200.00	0.00	M	1,620	371	58,657	2,192	942	58,657	2,323	1,074	58,657
49	4	1,200.00	0.00	M	2,143	1,050	58,657	2,950	1,857	58,657	3,190	2,097	58,657
50	5	1,200.00	0.00	M	2,657	1,720	58,657	3,720	2,784	58,657	4,107	3,170	58,657
51	6	1,200.00	0.00	M	3,158	2,378	58,657	4,503	3,722	58,657	5,076	4,295	58,657
52	7	1,200.00	0.00	M	3,644	3,019	58,657	5,294	4,669	58,657	6,099	5,475	58,657
53	8	1,200.00	0.00	M	4,110	3,641	58,657	6,095	5,626	58,657	7,182	6,713	58,657
54	9	1,200.00	0.00	M	4,553	4,241	58,657	6,907	6,595	58,657	8,329	8,017	58,657
55	10	1,200.00	0.00	M	4,968	4,812	58,657	7,733	7,577	58,657	9,549	9,393	58,657
		12,000.00	0.00										
56	11	1,200.00	0.00	M	5,377	5,377	58,657	8,922	8,922	58,657	11,214	11,214	58,657
57	12	1,200.00	0.00	M	5,756	5,756	58,657	10,136	10,136	58,657	12,993	12,993	58,657
58	13	1,200.00	0.00	M	6,105	6,105	58,657	11,387	11,387	58,657	14,907	14,907	58,657
59	14	1,200.00	0.00	M	6,424	6,424	58,657	12,681	12,681	58,657	16,973	16,973	58,657
60	15	1,200.00	0.00	M	6,709	6,709	58,657	14,015	14,015	58,657	19,200	19,200	58,657

All values and benefits are shown as of the end of the year, assuming premiums are paid at the beginning of the period for the mode shown. Charges continue to be deducted as long as the policy remains in force and depending on actual results, premiums may need to be continued or resumed. All values and benefits are reduced by illustrated withdrawals or policy loans. The amount available for withdrawals or loans in excess of the Guaranteed Net Cash Surrender Value is not guaranteed. This illustration assumes the Non-Guaranteed elements continue at current levels for all years. This is not likely to occur as the assumptions on which they are based are subject to change by Columbus Life. Actual results will be more or less favorable.

This is not a valid illustration unless all pages are included.

Indexed Explorer Plus Universal Life

Designed for Valued Client

Male Issue Age 45

Standard-TNU

\$58,657 Specified Amount

Death Benefit Option 1

Modal Premium \$100.00 PAT


**Columbus Life
Insurance Company**
Policy Illustration – Tabular Detail

Age	End of Yr	Annualized Premium Outlay	Withdrawals/Loans	Mode	Guaranteed 0.00% Interest Rate			Non-Guaranteed Midpoint 3.86% Interest Rate			Non-Guaranteed 7.71% Interest Rate		
					Account Value	Net Cash Surrender Value	Death Benefit	Account Value	Net Cash Surrender Value	Death Benefit	Account Value	Net Cash Surrender Value	Death Benefit
61	16	1,200.00	0.00	M	6,949	6,949	58,657	15,385	15,385	58,657	21,598	21,598	58,657
62	17	1,200.00	0.00	M	7,135	7,135	58,657	16,791	16,791	58,657	24,184	24,184	58,657
63	18	1,200.00	0.00	M	7,258	7,258	58,657	18,234	18,234	58,657	26,976	26,976	58,657
64	19	1,200.00	0.00	M	7,309	7,309	58,657	19,720	19,720	58,657	29,999	29,999	58,657
65	20	1,200.00	0.00	M	7,284	7,284	58,657	21,254	21,254	58,657	33,281	33,281	58,657
		24,000.00	0.00										
66	21	0.00	3,567.36	M	6,392	2,710	54,975	21,699	18,017	54,975	35,672	31,990	54,975
67	22	0.00	3,567.36	M	0	0	0	22,138	14,553	51,072	38,245	30,659	51,072
68	23	0.00	3,567.36	M	0	0	0	22,567	10,844	46,934	41,018	29,295	46,934
69	24	0.00	3,567.36	M	0	0	0	22,974	6,866	42,548	44,008	27,899	42,548
70	25	0.00	3,567.36	M	0	0	0	23,355	2,598	37,900	47,241	26,484	37,900
71	26	0.00	3,567.36	M	0	0	0	0	0	0	50,745	25,060	32,972
72	27	0.00	3,567.36	M	0	0	0	0	0	0	54,542	23,634	30,724
73	28	0.00	3,567.36	M	0	0	0	0	0	0	58,620	22,174	28,623
74	29	0.00	3,567.36	M	0	0	0	0	0	0	62,998	20,683	26,353
75	30	0.00	3,567.36	M	0	0	0	0	0	0	67,706	19,171	23,910
		24,000.00	35,673.60										

All values and benefits are shown as of the end of the year, assuming premiums are paid at the beginning of the period for the mode shown. Charges continue to be deducted as long as the policy remains in force and depending on actual results, premiums may need to be continued or resumed. All values and benefits are reduced by illustrated withdrawals or policy loans. The amount available for withdrawals or loans in excess of the Guaranteed Net Cash Surrender Value is not guaranteed. This illustration assumes the Non-Guaranteed elements continue at current levels for all years. This is not likely to occur as the assumptions on which they are based are subject to change by Columbus Life. Actual results will be more or less favorable.

This is not a valid illustration unless all pages are included.

Indexed Explorer Plus Universal Life

Designed for Valued Client

Male Issue Age 45

Standard-TNU

\$58,657 Specified Amount

Death Benefit Option 1

Modal Premium \$100.00 PAT

**Columbus Life
Insurance Company****Policy Illustration – Tabular Detail**

Age	End of Yr	Annualized Premium Outlay	Withdrawals/Loans	Mode	Guaranteed 0.00% Interest Rate			Non-Guaranteed Midpoint 3.86% Interest Rate			Non-Guaranteed 7.71% Interest Rate		
					Account Value	Net Cash Surrender Value	Death Benefit	Account Value	Net Cash Surrender Value	Death Benefit	Account Value	Net Cash Surrender Value	Death Benefit
76	31	0.00	3,567.36	M	0	0	0	0	0	0	72,778	17,649	21,288
77	32	0.00	3,567.36	M	0	0	0	0	0	0	78,203	16,083	19,993
78	33	0.00	3,567.36	M	0	0	0	0	0	0	84,001	14,472	18,672
79	34	0.00	3,567.36	M	0	0	0	0	0	0	90,195	12,812	17,321
80	35	0.00	3,567.36	M	0	0	0	0	0	0	96,809	11,100	15,941
81	36	0.00	3,567.36	M	0	0	0	0	0	0	103,867	9,334	14,527
82	37	0.00	3,567.36	M	0	0	0	0	0	0	111,394	7,507	13,077
83	38	0.00	3,567.36	M	0	0	0	0	0	0	119,419	5,616	11,587
84	39	0.00	3,567.36	M	0	0	0	0	0	0	127,968	3,654	10,053
85	40	0.00	3,567.36	M	0	0	0	0	0	0	137,067	1,613	8,466
		24,000.00	71,347.20										
86	41	0.00	0.00	M	0	0	0	0	0	0	146,756	3,175	10,512
87	42	0.00	0.00	M	0	0	0	0	0	0	157,075	4,879	12,733
88	43	0.00	0.00	M	0	0	0	0	0	0	168,054	6,726	15,129
89	44	0.00	0.00	M	0	0	0	0	0	0	179,724	8,716	17,702
90	45	0.00	0.00	M	0	0	0	0	0	0	192,117	10,848	20,454

All values and benefits are shown as of the end of the year, assuming premiums are paid at the beginning of the period for the mode shown. Charges continue to be deducted as long as the policy remains in force and depending on actual results, premiums may need to be continued or resumed. All values and benefits are reduced by illustrated withdrawals or policy loans. The amount available for withdrawals or loans in excess of the Guaranteed Net Cash Surrender Value is not guaranteed. This illustration assumes the Non-Guaranteed elements continue at current levels for all years. This is not likely to occur as the assumptions on which they are based are subject to change by Columbus Life. Actual results will be more or less favorable.

This is not a valid illustration unless all pages are included.

Indexed Explorer Plus Universal Life

Designed for Valued Client

Male Issue Age 45

Standard-TNU

\$58,657 Specified Amount

Death Benefit Option 1

Modal Premium \$100.00 PAT

**Columbus Life
Insurance Company****Policy Illustration – Tabular Detail**

Age	End of Yr	Annualized Premium Outlay	Withdrawals/Loans	Mode	Guaranteed 0.00% Interest Rate			Non-Guaranteed Midpoint 3.86% Interest Rate			Non-Guaranteed 7.71% Interest Rate		
					Account Value	Net Cash Surrender Value	Death Benefit	Account Value	Net Cash Surrender Value	Death Benefit	Account Value	Net Cash Surrender Value	Death Benefit
91	46	0.00	0.00	M	0	0	0	0	0	0	205,271	13,126	23,390
92	47	0.00	0.00	M	0	0	0	0	0	0	219,549	15,876	24,658
93	48	0.00	0.00	M	0	0	0	0	0	0	235,109	19,215	26,269
94	49	0.00	0.00	M	0	0	0	0	0	0	252,134	23,287	28,330
95	50	0.00	0.00	M	0	0	0	0	0	0	270,845	28,267	30,976
		24,000.00	71,347.20										
96	51	0.00	0.00	M	0	0	0	0	0	0	291,412	34,280	34,280
97	52	0.00	0.00	M	0	0	0	0	0	0	313,572	41,012	41,012
98	53	0.00	0.00	M	0	0	0	0	0	0	337,451	48,536	48,536
99	54	0.00	0.00	M	0	0	0	0	0	0	363,182	56,933	56,933
100	55	0.00	0.00	M	0	0	0	0	0	0	390,913	66,289	66,289
101	56	0.00	0.00	M	0	0	0	0	0	0	420,801	76,699	76,699
102	57	0.00	0.00	M	0	0	0	0	0	0	453,016	88,268	88,268
103	58	0.00	0.00	M	0	0	0	0	0	0	487,741	101,108	101,108
104	59	0.00	0.00	M	0	0	0	0	0	0	525,175	115,344	115,344
105	60	0.00	0.00	M	0	0	0	0	0	0	565,532	131,111	131,111
		24,000.00	71,347.20										

All values and benefits are shown as of the end of the year, assuming premiums are paid at the beginning of the period for the mode shown. Charges continue to be deducted as long as the policy remains in force and depending on actual results, premiums may need to be continued or resumed. All values and benefits are reduced by illustrated withdrawals or policy loans. The amount available for withdrawals or loans in excess of the Guaranteed Net Cash Surrender Value is not guaranteed. This illustration assumes the Non-Guaranteed elements continue at current levels for all years. This is not likely to occur as the assumptions on which they are based are subject to change by Columbus Life. Actual results will be more or less favorable.

This is not a valid illustration unless all pages are included.

Indexed Explorer Plus Universal Life

Designed for Valued Client

Male Issue Age 45

Standard-TNU

\$58,657 Specified Amount

Death Benefit Option 1

Modal Premium \$100.00 PAT


**Columbus Life
Insurance Company**
Policy Illustration – Tabular Detail

Age	End of Yr	Annualized Premium Outlay	Withdrawals/Loans	Mode	Guaranteed 0.00% Interest Rate			Non-Guaranteed Midpoint 3.86% Interest Rate			Non-Guaranteed 7.71% Interest Rate		
					Account Value	Net Cash Surrender Value	Death Benefit	Account Value	Net Cash Surrender Value	Death Benefit	Account Value	Net Cash Surrender Value	Death Benefit
106	61	0.00	0.00	M	0	0	0	0	0	0	609,043	148,557	148,557
107	62	0.00	0.00	M	0	0	0	0	0	0	655,958	167,843	167,843
108	63	0.00	0.00	M	0	0	0	0	0	0	706,546	189,144	189,144
109	64	0.00	0.00	M	0	0	0	0	0	0	761,099	212,653	212,653
110	65	0.00	0.00	M	0	0	0	0	0	0	819,931	238,579	238,579
111	66	0.00	0.00	M	0	0	0	0	0	0	883,383	267,149	267,149
112	67	0.00	0.00	M	0	0	0	0	0	0	951,820	298,612	298,612
113	68	0.00	0.00	M	0	0	0	0	0	0	1,025,640	333,239	333,239
114	69	0.00	0.00	M	0	0	0	0	0	0	1,105,270	371,325	371,325
115	70	0.00	0.00	M	0	0	0	0	0	0	1,191,173	413,192	413,192
		24,000.00	71,347.20										
116	71	0.00	0.00	M	0	0	0	0	0	0	1,283,849	459,189	459,189
117	72	0.00	0.00	M	0	0	0	0	0	0	1,383,838	509,698	509,698
118	73	0.00	0.00	M	0	0	0	0	0	0	1,491,722	565,135	565,135
119	74	0.00	0.00	M	0	0	0	0	0	0	1,608,133	625,950	625,950
120	75	0.00	0.00	M	0	0	0	0	0	0	1,733,752	692,638	692,638
		24,000.00	71,347.20										

All values and benefits are shown as of the end of the year, assuming premiums are paid at the beginning of the period for the mode shown. Charges continue to be deducted as long as the policy remains in force and depending on actual results, premiums may need to be continued or resumed. All values and benefits are reduced by illustrated withdrawals or policy loans. The amount available for withdrawals or loans in excess of the Guaranteed Net Cash Surrender Value is not guaranteed. This illustration assumes the Non-Guaranteed elements continue at current levels for all years. This is not likely to occur as the assumptions on which they are based are subject to change by Columbus Life. Actual results will be more or less favorable.

This is not a valid illustration unless all pages are included.

Indexed Explorer Plus Universal Life

Designed for Valued Client

Male Issue Age 45

Standard-TNU

\$58,657 Specified Amount

Death Benefit Option 1

Modal Premium \$100.00 PAT


**Columbus Life
Insurance Company**

Policy Outlay - Non-Guaranteed

Premium Outlay

Guideline Premiums

Age	End of Yr	Annualized Premium Outlay	Withdrawal	Annualized Loan	Net Cash Surrender Value	Death Benefit	Single	Annual	Total	MEC Limit
46	1	1,200.00	0	0	0	58,657	14,362	1,200	14,362	2,770
47	2	1,200.00	0	0	100	58,657	0	1,200	14,362	2,770
48	3	1,200.00	0	0	1,074	58,657	0	1,200	14,362	2,770
49	4	1,200.00	0	0	2,097	58,657	0	1,200	14,362	2,770
50	5	1,200.00	0	0	3,170	58,657	0	1,200	14,362	2,770
51	6	1,200.00	0	0	4,295	58,657	0	1,200	14,362	2,770
52	7	1,200.00	0	0	5,475	58,657	0	1,200	14,362	2,770
53	8	1,200.00	0	0	6,713	58,657	0	1,200	14,362	N/A
54	9	1,200.00	0	0	8,017	58,657	0	1,200	14,362	N/A
55	10	1,200.00	0	0	9,393	58,657	0	1,200	14,362	N/A
56	11	1,200.00	0	0	11,214	58,657	0	1,200	14,362	N/A
57	12	1,200.00	0	0	12,993	58,657	0	1,200	14,400	N/A
58	13	1,200.00	0	0	14,907	58,657	0	1,200	15,600	N/A
59	14	1,200.00	0	0	16,973	58,657	0	1,200	16,800	N/A
60	15	1,200.00	0	0	19,200	58,657	0	1,200	18,000	N/A
61	16	1,200.00	0	0	21,598	58,657	0	1,200	19,200	N/A
62	17	1,200.00	0	0	24,184	58,657	0	1,200	20,400	N/A
63	18	1,200.00	0	0	26,976	58,657	0	1,200	21,600	N/A
64	19	1,200.00	0	0	29,999	58,657	0	1,200	22,800	N/A
65	20	1,200.00	0	0	33,281	58,657	0	1,200	24,000	N/A

The values and benefits are not guaranteed and are subject to change. All values and benefits are shown as of the end of the year, assuming premiums are paid at the beginning of the period for the mode shown. Charges continue to be deducted as long as the policy remains in force and depending on actual results, premiums may need to be continued or resumed. All values and benefits are reduced by illustrated withdrawals or policy loans. The amount available for withdrawals or loans in excess of the Guaranteed Net Cash Surrender Value is not guaranteed. This illustration assumes the Non-Guaranteed elements continue at current levels for all years. This is not likely to occur as the assumptions on which they are based are subject to change by Columbus Life. Actual results will be more or less favorable. This is a supplemental illustration and must be accompanied by a basic illustration. Please refer to the Policy Illustration Tabular Detail pages for Guaranteed elements and other important information.

This is not a valid illustration unless all pages are included.

Indexed Explorer Plus Universal Life

Designed for Valued Client

Male Issue Age 45

Standard-TNU

\$58,657 Specified Amount

Death Benefit Option 1

Modal Premium \$100.00 PAT


**Columbus Life
Insurance Company**
Policy Outlay - Non-Guaranteed
Premium Outlay
Guideline Premiums

Age	End of Yr	Annualized Premium Outlay	Withdrawal	Annualized Loan	Net Cash Surrender Value	Death Benefit	Single	Annual	Total	MEC Limit
66	21	0.00	0	3,567	31,990	54,975	0	1,200	25,200	N/A
67	22	0.00	0	3,567	30,659	51,072	0	1,200	26,400	N/A
68	23	0.00	0	3,567	29,295	46,934	0	1,200	27,600	N/A
69	24	0.00	0	3,567	27,899	42,548	0	1,200	28,800	N/A
70	25	0.00	0	3,567	26,484	37,900	0	1,200	30,000	N/A
71	26	0.00	0	3,567	25,060	32,972	0	1,200	31,200	N/A
72	27	0.00	0	3,567	23,634	30,724	0	1,200	32,400	N/A
73	28	0.00	0	3,567	22,174	28,623	0	1,200	33,600	N/A
74	29	0.00	0	3,567	20,683	26,353	0	1,200	34,800	N/A
75	30	0.00	0	3,567	19,171	23,910	0	1,200	36,000	N/A
76	31	0.00	0	3,567	17,649	21,288	0	1,200	37,200	N/A
77	32	0.00	0	3,567	16,083	19,993	0	1,200	38,400	N/A
78	33	0.00	0	3,567	14,472	18,672	0	1,200	39,600	N/A
79	34	0.00	0	3,567	12,812	17,321	0	1,200	40,800	N/A
80	35	0.00	0	3,567	11,100	15,941	0	1,200	42,000	N/A

The values and benefits are not guaranteed and are subject to change. All values and benefits are shown as of the end of the year, assuming premiums are paid at the beginning of the period for the mode shown. Charges continue to be deducted as long as the policy remains in force and depending on actual results, premiums may need to be continued or resumed. All values and benefits are reduced by illustrated withdrawals or policy loans. The amount available for withdrawals or loans in excess of the Guaranteed Net Cash Surrender Value is not guaranteed. This illustration assumes the Non-Guaranteed elements continue at current levels for all years. This is not likely to occur as the assumptions on which they are based are subject to change by Columbus Life. Actual results will be more or less favorable. This is a supplemental illustration and must be accompanied by a basic illustration. Please refer to the Policy Illustration Tabular Detail pages for Guaranteed elements and other important information.

This is not a valid illustration unless all pages are included.

Indexed Explorer Plus Universal Life

Designed for Valued Client

Male Issue Age 45

Standard-TNU

\$58,657 Specified Amount

Death Benefit Option 1

Modal Premium \$100.00 PAT


**Columbus Life
Insurance Company**
Policy Outlay - Non-Guaranteed
Premium Outlay
Guideline Premiums

Age	End of Yr	Annualized Premium Outlay	Withdrawal	Annualized Loan	Net Cash Surrender Value	Death Benefit	Single	Annual	Total	MEC Limit
81	36	0.00	0	3,567	9,334	14,527	0	1,200	43,200	N/A
82	37	0.00	0	3,567	7,507	13,077	0	1,200	44,400	N/A
83	38	0.00	0	3,567	5,616	11,587	0	1,200	45,600	N/A
84	39	0.00	0	3,567	3,654	10,053	0	1,200	46,800	N/A
85	40	0.00	0	3,567	1,613	8,466	0	1,200	48,000	N/A
86	41	0.00	0	0	3,175	10,512	0	1,200	49,200	N/A
87	42	0.00	0	0	4,879	12,733	0	1,200	50,400	N/A
88	43	0.00	0	0	6,726	15,129	0	1,200	51,601	N/A
89	44	0.00	0	0	8,716	17,702	0	1,200	52,801	N/A
90	45	0.00	0	0	10,848	20,454	0	1,200	54,001	N/A
91	46	0.00	0	0	13,126	23,390	0	1,200	55,201	N/A
92	47	0.00	0	0	15,876	24,658	0	1,200	56,401	N/A
93	48	0.00	0	0	19,215	26,269	0	1,200	57,601	N/A
94	49	0.00	0	0	23,287	28,330	0	1,200	58,801	N/A
95	50	0.00	0	0	28,267	30,976	0	1,200	60,001	N/A

The values and benefits are not guaranteed and are subject to change. All values and benefits are shown as of the end of the year, assuming premiums are paid at the beginning of the period for the mode shown. Charges continue to be deducted as long as the policy remains in force and depending on actual results, premiums may need to be continued or resumed. All values and benefits are reduced by illustrated withdrawals or policy loans. The amount available for withdrawals or loans in excess of the Guaranteed Net Cash Surrender Value is not guaranteed. This illustration assumes the Non-Guaranteed elements continue at current levels for all years. This is not likely to occur as the assumptions on which they are based are subject to change by Columbus Life. Actual results will be more or less favorable. This is a supplemental illustration and must be accompanied by a basic illustration. Please refer to the Policy Illustration Tabular Detail pages for Guaranteed elements and other important information.

This is not a valid illustration unless all pages are included.

Indexed Explorer Plus Universal Life

Designed for Valued Client

Male Issue Age 45

Standard-TNU

\$58,657 Specified Amount

Death Benefit Option 1

Modal Premium \$100.00 PAT


**Columbus Life
Insurance Company**
Policy Outlay - Non-Guaranteed
Premium Outlay
Guideline Premiums

Age	End of Yr	Annualized Premium Outlay	Withdrawal	Annualized Loan	Net Cash Surrender Value	Death Benefit	Single	Annual	Total	MEC Limit
96	51	0.00	0	0	34,280	34,280	0	1,200	61,201	N/A
97	52	0.00	0	0	41,012	41,012	0	1,200	62,401	N/A
98	53	0.00	0	0	48,536	48,536	0	1,200	63,601	N/A
99	54	0.00	0	0	56,933	56,933	0	1,200	64,801	N/A
100	55	0.00	0	0	66,289	66,289	0	1,200	66,001	N/A
101	56	0.00	0	0	76,699	76,699	0	1,200	67,201	N/A
102	57	0.00	0	0	88,268	88,268	0	1,200	68,401	N/A
103	58	0.00	0	0	101,108	101,108	0	1,200	69,601	N/A
104	59	0.00	0	0	115,344	115,344	0	1,200	70,801	N/A
105	60	0.00	0	0	131,111	131,111	0	1,200	72,001	N/A
106	61	0.00	0	0	148,557	148,557	0	1,200	73,201	N/A
107	62	0.00	0	0	167,843	167,843	0	1,200	74,401	N/A
108	63	0.00	0	0	189,144	189,144	0	1,200	75,601	N/A
109	64	0.00	0	0	212,653	212,653	0	1,200	76,801	N/A
110	65	0.00	0	0	238,579	238,579	0	1,200	78,001	N/A

The values and benefits are not guaranteed and are subject to change. All values and benefits are shown as of the end of the year, assuming premiums are paid at the beginning of the period for the mode shown. Charges continue to be deducted as long as the policy remains in force and depending on actual results, premiums may need to be continued or resumed. All values and benefits are reduced by illustrated withdrawals or policy loans. The amount available for withdrawals or loans in excess of the Guaranteed Net Cash Surrender Value is not guaranteed. This illustration assumes the Non-Guaranteed elements continue at current levels for all years. This is not likely to occur as the assumptions on which they are based are subject to change by Columbus Life. Actual results will be more or less favorable. This is a supplemental illustration and must be accompanied by a basic illustration. Please refer to the Policy Illustration Tabular Detail pages for Guaranteed elements and other important information.

This is not a valid illustration unless all pages are included.

Indexed Explorer Plus Universal Life

Designed for Valued Client

Male Issue Age 45

Standard-TNU

\$58,657 Specified Amount

Death Benefit Option 1

Modal Premium \$100.00 PAT


**Columbus Life
Insurance Company**
Policy Outlay - Non-Guaranteed
Premium Outlay
Guideline Premiums

Age	End of Yr	Annualized Premium Outlay	Withdrawal	Annualized Loan	Net Cash Surrender Value	Death Benefit	Single	Annual	Total	MEC Limit
111	66	0.00	0	0	267,149	267,149	0	1,200	79,201	N/A
112	67	0.00	0	0	298,612	298,612	0	1,200	80,401	N/A
113	68	0.00	0	0	333,239	333,239	0	1,200	81,601	N/A
114	69	0.00	0	0	371,325	371,325	0	1,200	82,801	N/A
115	70	0.00	0	0	413,192	413,192	0	1,200	84,001	N/A
116	71	0.00	0	0	459,189	459,189	0	1,200	85,201	N/A
117	72	0.00	0	0	509,698	509,698	0	1,200	86,401	N/A
118	73	0.00	0	0	565,135	565,135	0	1,200	87,601	N/A
119	74	0.00	0	0	625,950	625,950	0	1,200	88,801	N/A
120	75	0.00	0	0	692,638	692,638	0	1,200	90,001	N/A

The values and benefits are not guaranteed and are subject to change. All values and benefits are shown as of the end of the year, assuming premiums are paid at the beginning of the period for the mode shown. Charges continue to be deducted as long as the policy remains in force and depending on actual results, premiums may need to be continued or resumed. All values and benefits are reduced by illustrated withdrawals or policy loans. The amount available for withdrawals or loans in excess of the Guaranteed Net Cash Surrender Value is not guaranteed. This illustration assumes the Non-Guaranteed elements continue at current levels for all years. This is not likely to occur as the assumptions on which they are based are subject to change by Columbus Life. Actual results will be more or less favorable. This is a supplemental illustration and must be accompanied by a basic illustration. Please refer to the Policy Illustration Tabular Detail pages for Guaranteed elements and other important information.

This is not a valid illustration unless all pages are included.

Indexed Explorer Plus Universal Life

Designed for Valued Client
Male Issue Age 45
Standard-TNU
\$58,657 Specified Amount
Death Benefit Option 1
Modal Premium \$100.00 PAT



Columbus Life
Insurance Company

Additional Information

Tax Efficiency

Interest on your policy is tax deferred. Partial Surrenders and loans are not subject to federal income tax if certain government criteria are met.

Definition of Life Insurance

You have selected the Guideline Premium Test. This illustration follows Section 7702 of the Internal Revenue Code (IRC). There is a limitation of the total premium paid for a policy based on the Guideline Premiums. The total premiums paid must not exceed the greater of the Guideline Single Premium or the cumulative Guideline Annual Premiums. We may refund any premium that exceeds this test.

The initial Guideline Premiums for this illustration are:

Guideline Single Premium:	\$14,362.03
Guideline Annual Premium:	\$1,200.01

Changes to your policy will impact this test and cause your Guideline limitations to be recalculated. Sharp decreases of the Specified Amount can result in a negative Guideline Premium which may prevent additional premium payments from being made and can cause forced distributions to occur in order to maintain a balance between the cumulative premiums paid and the allowable limit. If forced distributions continue each policy year, the Cash Surrender Value can become depleted. Once the value is exhausted and costs can no longer be deducted, a much larger premium payment may be needed in later years to maintain coverage. This can also occur with other policy changes but is not as likely. Before making changes to your policy, consider requesting an illustration outlining those changes and review them with your tax or legal advisor.

TAMRA 7-Pay Premium

In order to receive favorable tax treatment of distributions (including loans) under the Internal Revenue Code, a life insurance policy must satisfy a Modified Endowment Contract (MEC) premium limitation during the first 7 years and 7 years following any Material policy changes. Material changes are defined as; Death Benefit increases (including an increase in Death Benefit resulting from a Death Benefit Option change), addition of a policy rider or a class reduction (such as smoker to non-smoker).

A Reduction in Benefits during any 7 year period will cause a re-calculation of the 7 pay premium and may cause the policy to become a MEC. Reduction in Benefits are defined as; a policy decrease or the removal of a policy rider.

Exceeding the MEC premium limitation would cause any distributions including policy loans and surrenders to be taxable to the extent that there is a gain in the policy (any interest earned would be distributed first and taxed as ordinary income). In addition, there is a penalty of 10% of taxable income for distributions from such policies before age 59½ with certain exceptions.

MEC Limit Premium:	\$2,769.95
--------------------	------------

Tax Advice

This illustration does not provide advice. We recommend you discuss the tax implications of this policy with your tax advisor.

This is not a valid illustration unless all pages are included.

Indexed Explorer Plus Universal Life

Designed for Valued Client

Male Issue Age 45

Standard-TNU

\$58,657 Specified Amount

Death Benefit Option 1

Modal Premium \$100.00 PAT


**Columbus Life
Insurance Company**

**Supplemental Illustration
Accelerated Death Benefit Life Plus Rider Values Report - Non-Guaranteed Values
CLR-202 1409**

Age	End of Year	Cash Surrender Value	Net Amount at Risk	Death Benefit	Chronic Illness Max Periodic Payment Advance ^{1,2}	Chronic Illness Max Lump Sum Advance Amount	Chronic Lump Sum Remaining Death Benefit	Specified Medical Condition Max Lump Sum Advance Amount	Remaining Death Benefit	Terminal Illness Max Lump Sum Advance Amount	Remaining Death Benefit
46	1	0	57,827	58,657	0	0	58,657	5,354	52,874	32,126	23,961
47	2	100	57,058	58,657	0	0	58,657	5,381	52,851	31,797	24,322
48	3	1,074	56,245	58,657	27,209	21,879	35,085	6,256	51,959	32,295	23,836
49	4	2,097	55,382	58,657	27,260	22,558	34,407	7,174	51,022	32,814	23,331
50	5	3,170	54,470	58,657	27,314	23,267	33,699	8,136	50,040	33,354	22,805
51	6	4,295	53,505	58,657	27,369	24,007	32,960	9,145	49,011	33,916	22,259
52	7	5,475	52,486	58,657	27,428	24,781	32,188	10,201	47,934	34,500	21,690
53	8	6,713	51,409	58,657	27,490	25,590	31,380	11,309	46,803	35,110	21,098
54	9	8,017	50,268	58,657	27,554	26,439	30,533	12,476	45,614	35,748	20,480
55	10	9,393	49,054	58,657	27,623	27,332	29,643	13,706	44,359	36,416	19,832
56	11	11,214	47,453	58,657	27,767	28,569	28,462	15,388	42,698	37,357	18,971
57	12	12,993	45,692	58,657	27,864	29,661	27,387	16,969	41,095	38,123	18,249
58	13	14,907	43,799	58,657	27,968	30,836	26,231	18,670	39,371	38,947	17,471
59	14	16,973	41,755	58,657	28,080	32,105	24,982	20,506	37,509	39,837	16,631
60	15	19,200	39,552	58,657	28,202	33,472	23,636	22,485	35,502	40,797	15,726

This supplemental illustration must be accompanied by the basic illustration for required disclosure, guaranteed elements and other important information. The values and benefits are not guaranteed and are subject to change unless the column is marked guaranteed. The assumptions on which they are based are subject to change by the insurer and actual results may be more or less favorable.

¹ The Max Advance for Periodic Payments must be taken over a period of at least three years but no more than ten years. The Periodic Payment will be calculated as the Max Advance divided by the number of payments in the period elected. The periodic payments are also limited by the Maximum Annualized Periodic Benefit in a calendar year which may force payments to be taken over a time period longer than 3 years.

² The Death Benefit will be reduced for Periodic Payment Advances. Please see the rider or contact the Company for Remaining Death Benefit details.

The "Maximum Advance Amount" and "Remaining Death Benefit" values are calculated independent of any other disbursements from the Accelerated Death Benefit Rider and therefore the values could be less based on any prior disbursements. If there is an advance while there is an outstanding policy loan, we will apply the advance proceeds first to repayment of loan. The "Remaining Death Benefit" values also assume that death occurs exactly one year after the accelerated death benefit disbursement.

Presented by Capital Marketing

April 2, 2018 Server v1.1.6633.60441

CLLP18 ICC 17 CL 88 1708 i

*This is page 1 of 5 pages
and is not valid unless all pages are included*

Indexed Explorer Plus Universal Life

Designed for Valued Client

Male Issue Age 45

Standard-TNU

\$58,657 Specified Amount

Death Benefit Option 1

Modal Premium \$100.00 PAT


**Columbus Life
Insurance Company**

**Supplemental Illustration
Accelerated Death Benefit Life Plus Rider Values Report - Non-Guaranteed Values
CLR-202 1409**

Age	End of Year	Cash Surrender Value	Net Amount at Risk	Death Benefit	Chronic Illness Max Periodic Payment Advance ^{1,2}	Chronic Illness Max Lump Sum Advance Amount	Chronic Lump Sum Remaining Death Benefit	Specified Medical Condition Max Lump Sum Advance Amount	Remaining Death Benefit	Terminal Illness Max Lump Sum Advance Amount	Remaining Death Benefit
61	16	21,598	37,179	58,657	28,332	34,945	22,187	24,618	33,341	41,830	14,751
62	17	24,184	34,622	58,657	28,473	36,533	20,624	26,915	31,011	42,944	13,700
63	18	26,976	31,860	58,657	28,625	38,247	18,937	29,397	28,495	44,147	12,565
64	19	29,999	28,871	58,657	28,753	40,104	17,109	32,084	25,771	45,451	11,335
65	20	33,281	25,627	58,657	28,753	42,120	15,126	35,001	22,814	46,865	10,000
66	21	35,672	23,261	58,657	28,753	43,588	9,999	37,126	16,977	47,895	5,347
67	22	38,245	20,715	58,657	28,753	45,167	4,541	39,413	10,756	49,003	398
68	23	41,018	17,972	58,657	28,753	46,870	0	41,878	4,119	50,198	0
69	24	44,008	15,015	58,657	28,753	48,706	0	44,535	0	51,486	0
70	25	47,241	11,817	58,657	28,753	50,692	0	47,409	0	52,880	0
71	26	50,745	8,353	58,657	28,753	52,844	0	50,524	0	54,391	0
72	27	54,542	6,915	61,633	29,725	56,034	0	54,113	0	57,314	0
73	28	58,620	6,274	65,068	31,383	59,794	0	58,051	0	60,956	0
74	29	62,998	5,498	68,667	33,119	63,799	0	62,271	0	64,817	0
75	30	67,706	4,571	72,445	34,941	68,071	0	66,802	0	68,918	0

This supplemental illustration must be accompanied by the basic illustration for required disclosure, guaranteed elements and other important information. The values and benefits are not guaranteed and are subject to change unless the column is marked guaranteed. The assumptions on which they are based are subject to change by the insurer and actual results may be more or less favorable.

¹ The Max Advance for Periodic Payments must be taken over a period of at least three years but no more than ten years. The Periodic Payment will be calculated as the Max Advance divided by the number of payments in the period elected. The periodic payments are also limited by the Maximum Annualized Periodic Benefit in a calendar year which may force payments to be taken over a time period longer than 3 years.

² The Death Benefit will be reduced for Periodic Payment Advances. Please see the rider or contact the Company for Remaining Death Benefit details.

The "Maximum Advance Amount" and "Remaining Death Benefit" values are calculated independent of any other disbursements from the Accelerated Death Benefit Rider and therefore the values could be less based on any prior disbursements. If there is an advance while there is an outstanding policy loan, we will apply the advance proceeds first to repayment of loan. The "Remaining Death Benefit" values also assume that death occurs exactly one year after the accelerated death benefit disbursement.

Presented by Capital Marketing

April 2, 2018 Server v1.1.6633.60441

CLLP18 ICC 17 CL 88 1708 i

*This is page 2 of 5 pages
and is not valid unless all pages are included*

Indexed Explorer Plus Universal Life

Designed for Valued Client

Male Issue Age 45

Standard-TNU

\$58,657 Specified Amount

Death Benefit Option 1

Modal Premium \$100.00 PAT

**Columbus Life
Insurance Company**

**Supplemental Illustration
Accelerated Death Benefit Life Plus Rider Values Report - Non-Guaranteed Values
CLR-202 1409**

Age	End of Year	Cash Surrender Value	Net Amount at Risk	Death Benefit	Chronic Illness Max Periodic Payment Advance ^{1,2}	Chronic Illness Max Lump Sum Advance Amount	Chronic Lump Sum Remaining Death Benefit	Specified Medical Condition Max Lump Sum Advance Amount	Remaining Death Benefit	Terminal Illness Max Lump Sum Advance Amount	Remaining Death Benefit
76	31	72,778	3,476	76,417	36,856	72,638	0	71,673	0	73,282	0
77	32	78,203	3,735	82,113	39,606	78,052	0	77,015	0	78,744	0
78	33	84,001	4,012	88,201	42,545	83,839	0	82,725	0	84,582	0
79	34	90,195	4,308	94,705	45,685	90,022	0	88,825	0	90,820	0
80	35	96,809	4,624	101,649	49,038	96,623	0	95,339	0	97,479	0
81	36	103,867	4,961	109,060	52,617	103,668	0	102,290	0	104,586	0
82	37	111,394	5,321	116,964	56,434	111,181	0	109,703	0	112,166	0
83	38	119,419	5,705	125,390	60,504	119,190	0	117,606	0	120,247	0
84	39	127,968	6,113	134,366	64,840	127,723	0	126,024	0	128,855	0
85	40	137,067	6,548	143,920	69,455	136,805	0	134,986	0	138,017	0
86	41	146,756	7,011	154,094	74,369	146,475	0	144,528	0	147,774	0
87	42	157,075	7,504	164,929	79,603	156,775	0	154,690	0	158,165	0
88	43	168,054	8,029	176,457	85,173	167,733	0	165,502	0	169,220	0
89	44	179,724	8,587	188,710	91,094	179,380	0	176,995	0	180,971	0
90	45	192,117	9,180	201,723	97,383	191,750	0	189,200	0	193,450	0

This supplemental illustration must be accompanied by the basic illustration for required disclosure, guaranteed elements and other important information. The values and benefits are not guaranteed and are subject to change unless the column is marked guaranteed. The assumptions on which they are based are subject to change by the insurer and actual results may be more or less favorable.

¹ The Max Advance for Periodic Payments must be taken over a period of at least three years but no more than ten years. The Periodic Payment will be calculated as the Max Advance divided by the number of payments in the period elected. The periodic payments are also limited by the Maximum Annualized Periodic Benefit in a calendar year which may force payments to be taken over a time period longer than 3 years.

² The Death Benefit will be reduced for Periodic Payment Advances. Please see the rider or contact the Company for Remaining Death Benefit details.

The "Maximum Advance Amount" and "Remaining Death Benefit" values are calculated independent of any other disbursements from the Accelerated Death Benefit Rider and therefore the values could be less based on any prior disbursements. If there is an advance while there is an outstanding policy loan, we will apply the advance proceeds first to repayment of loan. The "Remaining Death Benefit" values also assume that death occurs exactly one year after the accelerated death benefit disbursement.

Presented by Capital Marketing

April 2, 2018 Server v1.1.6633.60441

CLLP18 ICC 17 CL 88 1708 i

*This is page 3 of 5 pages
and is not valid unless all pages are included*

Indexed Explorer Plus Universal Life

Designed for Valued Client

Male Issue Age 45

Standard-TNU

\$58,657 Specified Amount

Death Benefit Option 1

Modal Premium \$100.00 PAT


**Columbus Life
Insurance Company**

**Supplemental Illustration
Accelerated Death Benefit Life Plus Rider Values Report - Non-Guaranteed Values
CLR-202 1409**

Age	End of Year	Cash Surrender Value	Net Amount at Risk	Death Benefit	Chronic Illness Max Periodic Payment Advance ^{1,2}	Chronic Illness Max Lump Sum Advance Amount	Chronic Lump Sum Remaining Death Benefit	Specified Medical Condition Max Lump Sum Advance Amount	Remaining Death Benefit	Terminal Illness Max Lump Sum Advance Amount	Remaining Death Benefit
91	46	205,271	9,808	215,534	104,059	204,879	0	202,154	0	206,695	0
92	47	219,549	8,320	228,331	110,218	218,326	0	216,015	0	219,867	0
93	48	235,109	6,586	242,162	116,871	232,938	0	231,109	0	234,158	0
94	49	252,134	4,571	257,177	124,087	248,883	0	247,614	0	249,730	0
95	50	270,845	2,234	273,554	131,953	266,362	0	265,742	0	266,776	0
96	51	291,412	0	291,412	140,529	285,698	0	285,698	0	285,698	0
97	52	313,572	0	313,572	151,213	307,424	0	307,424	0	307,424	0
98	53	337,451	0	337,451	162,726	330,834	0	330,834	0	330,834	0
99	54	363,182	0	363,182	175,131	356,061	0	356,061	0	356,061	0
100	55	390,913	0	390,913	188,501	383,248	0	383,248	0	383,248	0
101	56	420,801	0	420,801	202,910	412,550	0	412,550	0	412,550	0
102	57	453,016	0	453,016	218,440	444,133	0	444,133	0	444,133	0
103	58	487,741	0	487,741	235,181	478,177	0	478,177	0	478,177	0
104	59	525,175	0	525,175	253,228	514,877	0	514,877	0	514,877	0
105	60	565,532	0	565,532	272,683	554,443	0	554,443	0	554,443	0

This supplemental illustration must be accompanied by the basic illustration for required disclosure, guaranteed elements and other important information. The values and benefits are not guaranteed and are subject to change unless the column is marked guaranteed. The assumptions on which they are based are subject to change by the insurer and actual results may be more or less favorable.

¹ The Max Advance for Periodic Payments must be taken over a period of at least three years but no more than ten years. The Periodic Payment will be calculated as the Max Advance divided by the number of payments in the period elected. The periodic payments are also limited by the Maximum Annualized Periodic Benefit in a calendar year which may force payments to be taken over a time period longer than 3 years.

² The Death Benefit will be reduced for Periodic Payment Advances. Please see the rider or contact the Company for Remaining Death Benefit details.

The "Maximum Advance Amount" and "Remaining Death Benefit" values are calculated independent of any other disbursements from the Accelerated Death Benefit Rider and therefore the values could be less based on any prior disbursements. If there is an advance while there is an outstanding policy loan, we will apply the advance proceeds first to repayment of loan. The "Remaining Death Benefit" values also assume that death occurs exactly one year after the accelerated death benefit disbursement.

Presented by Capital Marketing

April 2, 2018 Server v1.1.6633.60441

CLLP18 ICC 17 CL 88 1708 i

*This is page 4 of 5 pages
and is not valid unless all pages are included*

Indexed Explorer Plus Universal Life

Designed for Valued Client

Male Issue Age 45

Standard-TNU

\$58,657 Specified Amount

Death Benefit Option 1

Modal Premium \$100.00 PAT


**Columbus Life
Insurance Company**

**Supplemental Illustration
Accelerated Death Benefit Life Plus Rider Values Report - Non-Guaranteed Values
CLR-202 1409**

Age	End of Year	Cash Surrender Value	Net Amount at Risk	Death Benefit	Chronic Illness Max Periodic Payment Advance ^{1,2}	Chronic Illness Max Lump Sum Advance Amount	Chronic Lump Sum Remaining Death Benefit	Specified Medical Condition Max Lump Sum Advance Amount	Remaining Death Benefit	Terminal Illness Max Lump Sum Advance Amount	Remaining Death Benefit
106	61	609,043	0	609,043	293,659	597,101	0	597,101	0	597,101	0
107	62	655,958	0	655,958	316,275	643,096	0	643,096	0	643,096	0
108	63	706,546	0	706,546	340,662	692,692	0	692,692	0	692,692	0
109	64	761,099	0	761,099	366,960	746,176	0	746,176	0	746,176	0
110	65	819,931	0	819,931	395,320	803,854	0	803,854	0	803,854	0
111	66	883,383	0	883,383	425,907	866,062	0	866,062	0	866,062	0
112	67	951,820	0	951,820	458,897	933,157	0	933,157	0	933,157	0
113	68	1,025,640	0	1,025,640	494,481	1,005,529	0	1,005,529	0	1,005,529	0
114	69	1,105,270	0	1,105,270	532,865	1,083,598	0	1,083,598	0	1,083,598	0
115	70	1,191,173	0	1,191,173	574,273	1,167,816	0	1,167,816	0	1,167,816	0
116	71	1,283,849	0	1,283,849	618,946	1,258,675	0	1,258,675	0	1,258,675	0
117	72	1,383,838	0	1,383,838	667,142	1,356,704	0	1,356,704	0	1,356,704	0
118	73	1,491,722	0	1,491,722	719,145	1,462,473	0	1,462,473	0	1,462,473	0
119	74	1,608,133	0	1,608,133	775,256	1,576,601	0	1,576,601	0	1,576,601	0
120	75	1,733,752	0	1,733,752	835,805	1,699,757	0	1,699,757	0	1,699,757	0

This supplemental illustration must be accompanied by the basic illustration for required disclosure, guaranteed elements and other important information. The values and benefits are not guaranteed and are subject to change unless the column is marked guaranteed. The assumptions on which they are based are subject to change by the insurer and actual results may be more or less favorable.

¹ The Max Advance for Periodic Payments must be taken over a period of at least three years but no more than ten years. The Periodic Payment will be calculated as the Max Advance divided by the number of payments in the period elected. The periodic payments are also limited by the Maximum Annualized Periodic Benefit in a calendar year which may force payments to be taken over a time period longer than 3 years.

² The Death Benefit will be reduced for Periodic Payment Advances. Please see the rider or contact the Company for Remaining Death Benefit details.

The "Maximum Advance Amount" and "Remaining Death Benefit" values are calculated independent of any other disbursements from the Accelerated Death Benefit Rider and therefore the values could be less based on any prior disbursements. If there is an advance while there is an outstanding policy loan, we will apply the advance proceeds first to repayment of loan. The "Remaining Death Benefit" values also assume that death occurs exactly one year after the accelerated death benefit disbursement.

Presented by Capital Marketing

April 2, 2018 Server v1.1.6633.60441

CLLP18 ICC 17 CL 88 1708 i

*This is page 5 of 5 pages
and is not valid unless all pages are included*